

The Board of Education of School District No. 071 (Comox Valley)

Pay transparency report

Comox Valley Schools is committed to working towards an equitable workplace for everyone. This report highlights some of the work we still need to do with regards to collecting gender identities and ensuring people are compensated in an equitable manner.

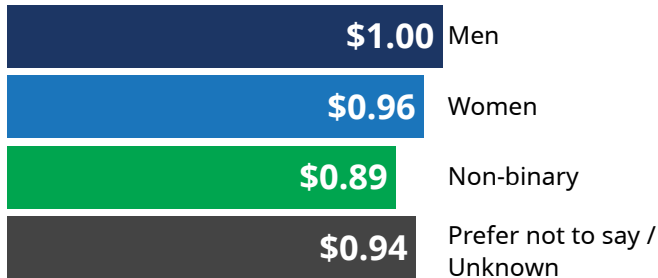
Employer details

Employer:	The Board of Education of School District No. 071 (Comox Valley)
Address:	607 Cumberland Rd, Courtenay, BC
Reporting Year:	2024
Time Period:	July 1, 2023 - June 30, 2024
NAICS Code:	61 - Educational services
Number of Employees:	1000 or more



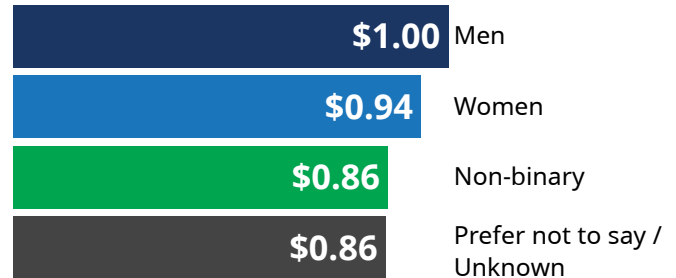
Hourly pay

Mean hourly pay gap¹



In this organization women's average hourly wages are 4% less than men's and non-binary people's average hourly wages are 11% less than men's. For every dollar men earn in average hourly wages, women earn 96 cents and non-binary people earn 89 cents in average hourly wages.

Median hourly pay gap²



In this organization women's median hourly wages are 6% less than men's and non-binary people's median hourly wages are 14% less than men's. For every dollar men earn in median hourly wages, women earn 94 cents and non-binary people earn 86 cents in median hourly wages.

Explanatory notes

1. "Mean hourly pay gap" refers to the differences in pay between gender groups calculated by average pay. Hourly pay does not include bonuses and overtime.
2. "Median hourly pay gap" refers to the differences in pay between gender groups calculated by the mid range of pay for each group. Hourly pay does not include bonuses and overtime.



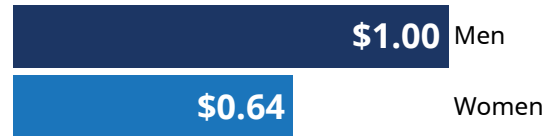
Overtime pay

Mean overtime pay³



In this organization women's average overtime pay is 21% less than men's. For every dollar men earn in average overtime pay, women earn 79 cents in average overtime pay. *

Median overtime pay⁴



In this organization women's median overtime pay is 36% less than men's. For every dollar men earn in median overtime pay, women earn 64 cents in median overtime pay. *

Mean overtime paid hours⁵

Difference as compared to reference group (Men)

Women	-2
-------	----

In this organization the average number of overtime hours worked by women was 2 less than by men. *

Median overtime paid hours⁶

Difference as compared to reference group (Men)

Women	-1
-------	----

In this organization the median number of overtime hours worked by women was 1 less than by men. *

Percentage of employees in each gender category receiving overtime pay



Explanatory notes

- "Mean overtime pay" refers to overtime pay when averaged for each group.
- "Median overtime pay" refers to the middle point of overtime pay for each group.
- "Mean overtime paid hours" refers to the average number of hours of overtime worked for each group.
- "Median overtime paid hours" refers to the middle point of number of overtime hours worked for each group.



Bonus pay

Mean bonus pay ⁷

This measure cannot be displayed because there is insufficient data to meet disclosure requirements.

Median bonus pay ⁸

This measure cannot be displayed because there is insufficient data to meet disclosure requirements.

Percentage of employees in each gender category receiving bonus pay

This measure cannot be displayed because there is insufficient data to meet disclosure requirements.



Percentage of each gender in each pay quartile ⁹

Upper hourly pay quartile (highest paid) †



Upper middle hourly pay quartile †



Lower middle hourly pay quartile †



Lowest hourly pay quartile (lowest paid) †



■ Men
■ Women

In this organization, women occupy 71% of the highest paid jobs and 80% of the lowest paid jobs.

† This pay quartile was reduced to suppress gender categories consisting of less than ten (10) employees.

Data constraints

The school district has made significant efforts to collect gender information from its employees. Participation in this data collection is voluntary, and a notable portion of employees (NTD%) chose not to respond. Consequently, the school district has supplemented the missing gender information with birth sex data from the previous year's EDAS records, while ensuring the preferences of those who responded are preserved. This approach has been adopted for the purposes of this report. Moving forward, the school district plans to collect and utilize gender information for the 2025 reporting year.

Explanatory notes

7. "Mean bonus pay" refers to bonus pay when averaged for each group.
8. "Median bonus pay" refers to the middle point of bonus pay for each group.
9. "Pay quartile" refers to the percentage of each gender within four equal sized groups based on their hourly pay.

* In accordance with the Pay Transparency Act and reporting rules designed to protect the anonymity and privacy of respondents, one or more gender categories has been excluded due to insufficient numbers to meet disclosure requirements.